

TECHNICAL DATA OF PRODUCT

-CONTROL LABORATORY-

CODE	ITEM	FORMAT	GROUP
HLL610	SA ROCKWELL BEIGE	45 X 90	Bla – Annex G – DOP 03DP





CARACTERÍSTICAS DEL ARTÍCULO

BODY	COLOURED BODY PORCELAIN		
CLASS	Unglazed		
FINISH	RECTIFIED PRODUCT WITH VERY HIGH SHADE VARIATION		
PATTERN	20		
RECOMMENDATIONS FOR USE	5	High traffic. Commercial areas, halls and public buildings	

TECHNICAL SPECIFICATIONS OF THE PRODUCT AS PER THE NORMS ISO 13006

DIMENSION	TEST-NORM ISO 10545-2	TEST-NORM	NORM ISO 13006		SALONI	
LENGTH		EN-ISO 10545-2	±0,3%	±1,00mm	±0,06%	B: 901,0±0,50mm
WIDTH		EN-ISO 10545-2	±0,3%	±1,00mm	±0,11%	B: 450,0±0,50mm
THICKNESS		EN-ISO 10545-2	±5,00%	±0,50mm	±5,00%	9,5 ±0,48mm
STRAIGHTNESS OF SIDES		EN-ISO 10545-2	±0,3%	±0,80mm	±0,07%	≤0,60 mm
SQUARENESS		EN-ISO 10545-2	±0,3%	±1,50mm	±0,12%	≤1,10 mm
LATERAL SURFACE FLATNESS / WARPAGE		EN-ISO 10545-2	±0,4%	± 1,80mm	+0,10% / -0,07%	+0,90mm / -0,60mm

PHYSICAL PROPERTIES	TEST-NORM	PREScribed VALUE OF NORM	SALONI
SLIP RESISTANCE	EN 16165 Annex C	Manufacturer's declaration	CLASS 1
	ANSI A137: DCOF	Manufacturer's declaration	NOT APPLICABLE
	EN 16165 Annex B	Manufacturer's declaration	R9
	EN 16165 Annex A	Manufacturer's declaration	A
WATER ABSORPTION	ISO 10545-3	≤0,5%	< 0,15%
BREAKING STRENGTH	ISO 10545-4	1300 N	2295 N
MODULUS OF RUPTURE	ISO 10545-4	35 N/mm²	43 N/mm²
RESISTANCE TO ABRASION	ISO 14545-6	RESISTS	< 130 mm³
IMPACTO	ISO 10545-5	Manufacturer's declaration	RESISTS
COEFFICIENT OF EXPANSION	ISO 10545-8	$9 \cdot 10^{-6} \text{ K}^{-1}$	$6,2 \cdot 10^{-6} \text{ K}^{-1}$
THERMAL RESISTANCE	ISO 10545-9	Manufacturer's declaration	RESISTS
CRAZING RESISTANCE	ISO 10545-11	Required	RESISTS
FROST RESISTANCE	ISO 10545-12	Manufacturer's declaration	RESISTS

CHEMICAL PROPERTIES			TEST-NORM	NORM ISO 13006	SALONI
	RESISTANCE TO ACIDS (WEAK)	CITRIC ACID	ISO 10545-13	Manufacturer's declaration	LA
		HYDROCHLORIC ACID	ISO 10545-13	Manufacturer's declaration	LA
		POTASSIUM HYDROXIDE (ÁLKALI)	ISO 10545-13	Manufacturer's declaration	LA
	RESISTANCE TO ACIDS (STRONG)	LACTIC ACID	ISO 10545-13	Manufacturer's declaration	HA
		HYDROCHLORIC ACID	ISO 10545-13	Manufacturer's declaration	HA
		POTASSIUM HYDROXIDE (ÁLKALI)	ISO 10545-13	Manufacturer's declaration	HA
	RESISTANCE TO HOUSEHOLD CLEANING PRODUCTS		ISO 10545-13	Minimum B	A
	RESISTANCE TO STAINING		ISO 10545-14	Minimum 3	5

This document is for commercial and informational use. Saloni reserves the right to modify or eliminate any information contained in it. In case of doubt, please verify the data of this technical sheet with the factory.

TIPS FOR INSTALLATION, MAINTENANCE AND CLEANING.

To achieve an optimal result in the installation of the ceramic product, it is essential to comply with the recommendations/indications of *Standard UNE 138002:2017*. In this document, we summarise some of them.

1.1. Before installation.

Before installation, verify that the ceramic product complies with the requirements, checking the model, format, colour, shade and calibre before laying. The numerical and alphabetical calibre codes indicate possible differences in shades and nominal measurements between production runs. Do not mix and install material if it does not have the same shade and calibre.

Handle the pieces carefully to avoid problems of cracking or scratching, especially with white body, partially polished (lappato) or polished porcelain materials. Adequately protect tiles installed for flooring from the work transit until completion of the work.

1.2. During installation (*Standard UNE 138002: 2017*).

For the bonding of the tiles use a quality cement adhesive and comb both the wall or the floor and the tile itself with a notched trowel with a size suitable to the format of the tile. Installation with a spot bonding technique is not appropriate. nor is it advisable to apply a thick layer or surplus product. Installation with traditional mortar, used for white or red body tiles do not guarantee good adhesion for porcelain stoneware tiles. To ensure good adherence to porcelain stoneware tiles it is essential to use specific bonding and mortaring materials: **Porcelain stoneware: C2 (only), White body: C1 (only).**

In places where it is necessary to increase waterproofing: bathrooms, showers, toilets, spas, etc. use a special waterproof epoxy mortar for joints. To achieve the waterproof sealing between the tiled wall and the bathtub or shower tray, it is recommended to use a specific PVC profile for this use or an application of epoxy or specific elastic, waterproof silicone sealant. Suitable tools should be used, such as a notched trowel, rubber mallet and grout float.

A levelling system should be used to ensure the correct installation and levelling of the ceramic product, which allows the fixing and alignment of the tiles, which do not rectify a lack of flatness in the backing surface or the dimensional tolerances of the ceramic tiles themselves.

These systems are developed to facilitate the final flatness of the cladding in adjoining pieces. Being as they apply a force to the tiles that are already installed, they should be applied within the rectification or touch-up time indicated by the adhesive's manufacturer. Check this on the product's specification sheet. The use of levelling systems do not eliminate the need to use crosstree pieces for joints.

We recommend using protective discs in enamelled cladding bases to avoid damaging the surface when adjusting the bases or removing the system. For correct installation of levelling systems, consult the manufacturer.

This document is for informational purposes only and does not oblige the ceramic manufacturer in any way as it is attached to the ceramic systems in order to assist the fitter with installation.

The joint between tiles should be set with crosstree pieces. Do not use levelling wedges to set the joint width. Installation without joint (less than 1.5 mm of joint between tiles) is not recommended in any case.

The sides of the tiles should be perfectly clean before the next tile is placed. The tiles should be perfectly aligned to maintain the vertical and horizontal surfaces of all joints. **50% offset or overlapped pieces is not recommended in any case.**

It is only possible to carry out an installation with joints bonded at a maximum of 20% in the rectangular format porcelain stoneware and red body tiles.

The joints recommended by Saloni are;

- 1.5 mm, rectified interior coverings.
- 2 mm, rectified interior floor covering.
- 2.5 mm, non-rectified interior materials, both flooring and cladding.
- Exterior, the joint should be greater than 3 mm, recommended 5 mm.

The joint must be sealed with "thin joint" mortar free of aggregates. Grouting materials containing "black smoke" (black joints) should not be used. On walls with internal angles, it is necessary to leave 5 millimetres free due to the possible expansion of the tiles. It will be necessary to plan and execute perimeter joints correctly 5 mm in rooms greater than 7 m², and 5 mm minimum expansion every 20 to 40 m² of exterior surface and double in interiors.

1.3. Maintenance.

Once the installation process is complete, the remaining material must be removed before it hardens. Adequately protect tiles and flooring installed from work transit until completion of the work. Carry out an initial cleaning with a non-abrasive product, suitable for the type of dirt to be removed in each case (hydrofluoric acid and derivatives). **For daily maintenance cleaning, it is sufficient to use hot water and neutral detergent with high cleaning power, such as FilaCleaner.** A clean sponge should be used to clean the parts, do not use scouring pads or other materials that could damage/scratch the surface of the product, especially on enamelled, polished or metallic materials. Do not use any abrasive or excessively acidic products. **For non-slip products, use the appropriate cleaning product and adequate maintenance frequency/intensity according to the non-slip characteristics of the installed ceramic and the dirt to be removed.**

- Recommendations for cases of intense and/or encrusted dirt: Product to use:
- Cement, limescale, metal scratches, rust. DETERDEK
- Residue from epoxy grout. FILA CR10
- Fats, drinks, food, rubber, dye, marker pen, plastic paint drops. FILA PS/87
- Painted graffiti. FILA NOPAINT STAR
- Candle wax, tree resins, adhesive tape residue. FILASOLV

1.4. Other considerations.

It is recommended to follow the guidelines established in the "UNE Standard 138002: 2017 General rules for the execution of ceramic tiles with adhesion" as this will be the reference in the event of any claims in Spain. The installation of the product constitutes its acceptance and therefore no claims will be accepted if the products are not installed in accordance with these premises. The end customer will be responsible for maintenance throughout the useful life of the products, to ensure that the technical characteristics are kept unchanged for the duration of their use.

The manufacturer will not be held liable for the construction practices of the ceramic system, if the installation of the ceramic product is not carried out in accordance with the indications expressed in said standard.

IMPORTANT: Ceramic tiles at the end of their useful life are an inert waste, for proper management deliver them to an authorised waste manager, promoting recycling.





SALONI

DECLARACIÓN DE PRESTACIONES / Nº. 03DP

DECLARATION OF PERFORMANCE

1.- Código de identificación única del producto tipo / Unique identification code of the product-type:

Baldosa cerámica prensada en seco, con absorción de agua $E_b \leq 0.5\%$
(Ceramic tiles, dust pressed with water absorption $E_b \leq 0.5\%$)

2.- Usos previstos / Entended use/es:

Para suelos y paredes interiores y exteriores
(For internal and external floorings and walls)

3.- Fabricante / Manufacturer:

Cerámica SALONI, SAU
Ctra. Alcora, Km. 17
12130 San Juan de Moró, Spain
www.saloni.com

4.- Sistema de evaluación y verificación de la constancia de prestaciones (EVCP):

System/s of assessment and verification of constancy of performance (AVCP):

Sistema 4
System 4

5.- Norma armonizada / Harmonised standard

EN 14411:2016

6.- Organismo notificado / Notified body/ies:

No aplica
Not apply

7.- Prestaciones declaradas / Declared performances:

Características esenciales Essential Characteristics	Prestaciones Performance
Reacción al fuego Reaction to fire	A1 FL/A1
Emisión de sustancias peligrosas: Release of dangerous substance, for: Cadmio (Cadmium) Plomo (Lead)	PND PND
Fuerza de rotura Breaking strength	$e < 7.5 \geq 700$ N $e \geq 7.5 \geq 1300$ N
Deslizamiento Slipperiness	PND
Propiedades táctiles Tactility	PND
Adhesión, para: Bond strength/adhesion, for: Adhesivo cementoso tipo C2 (Cementitious adhesive, type C2)	> 1 N/mm ²
Durabilidad para: usos interiores Durability for: internal use	Cumple (Pass)
Durabilidad para usos exteriores: resistencia a la helada Durability for external use: freeze-thaw resistance	Cumple (Pass)
Resistencia al choque térmico Thermal shock resistance	Cumple (Pass)

Las prestaciones del producto identificado anteriormente son conformes con el conjunto de prestaciones declaradas. La presente declaración de prestaciones se emite, de conformidad con el Reglamento (UE) nº 305/2011, bajo la sola responsabilidad del fabricante arriba indicado.

The performance of the product identified above is in conformity with the set of declared performance/s. This declaration of conformity is issued, in accordance with Regulation (EU) No 305/2011, under the sole responsibility of the manufacturer identified above.

Firmado por y en nombre del fabricante por / Signed for and on behalf of the manufacturer by:

Ricardo Martínez Rodríguez

En/At San Juan de Moró el/on 22/02/2021

Firma/ Signature